



Association For Stimulating Know How

Annual Report

April 2023-March 2024

**HEALTH &
SAFETY**

**ACCESS TO
ENTITLEMENTS**



**CHILD
PROTECTION
& CHILD
RIGHTS**

INCLUSION

**GENDER
EQUALITY**



Table Of Contents

Director's Note	01
------------------------	-----------

Introduction	02
---------------------	-----------

Executive Summary	03
--------------------------	-----------

Child Rights and Protection	05
------------------------------------	-----------

Health and Inclusion	09
-----------------------------	-----------

Access to Entitlements	11
-------------------------------	-----------

Financial Report	13
-------------------------	-----------

Director's Note



Dear Readers,

It gives me immense pleasure to share our Annual Report for the year 2023-2024. ASK's journey has always been about creating meaningful impacts by collaborating with grassroots communities, organizations, and corporations, all driven by a shared vision of equity and justice. My vision for ASK has been to reach the most marginalized communities—those at the bottom of the pyramid—who often lack access to quality healthcare services. Many of their children are out of school, and women are denied opportunities for education, perpetuating cycles of poverty and inequality.

This year, we also focused on introducing an innovative model for delivering healthcare services digitally to the remotest villages in India. As a pilot project, we conducted a study that yielded promising outcomes, demonstrating the potential of digital healthcare access. Additionally, we were gratified to witness Rehmat Nagar in Moradabad becoming child-labor free—a significant milestone in our journey.

Our work extends to bridging the knowledge gap about government schemes and ensuring access to entitlements that are essential for the socio-economic upliftment of backward communities. Through our Vikas Mitras—community-led development professionals—we have worked door-to-door to connect individuals with vital services. These efforts ensure that those who lack awareness and resources can finally benefit from government programs designed to support them.

We remain steadfast in our commitment to breaking these barriers and building a more inclusive and just society for all.

Warm regards,

Dr. Aqueel Khan

Director
Association for Stimulating Know-How

Introduction

Association for Stimulating Know-How (ASK) is a not-for-profit organization registered under the Societies Registration Act, 1860. ASK is dedicated to fostering inclusivity at the bottom of the pyramid.

We focus on four thematic areas: child rights and protection, health inclusion, access to entitlements and livelihoods, and safe migration. ASK is committed to promoting inclusivity by advancing gender equality, empowering marginalized groups, and ensuring equitable opportunities for all.

Our Vision

ASK envisions an inclusive society where communities at the bottom of the pyramid realize their rights, entitlements, and social and economic well-being.

Our Mission

Empowering marginalized communities and strengthening the local ecosystem to enable our target groups to make informed choices, avail themselves of emerging opportunities, and achieve significant improvements in their social and economic well-being.

Our commitment to serve the most vulnerable through our interventions aligns with the following SDGs.



Executive Summary

The ASK Annual Report for 2023-2024 outlines the organization's ongoing commitment to creating significant and lasting impacts in the lives of marginalized communities. Through collaborations with grassroots organizations, corporations, and local communities, ASK remains dedicated to promoting equity and justice. The organization's mission is centered on addressing the needs of the most vulnerable populations—those who lack access to essential services such as quality healthcare, education, and other basic opportunities.

This year, ASK focused on a critical area: digital healthcare delivery. A pilot project was launched to test the effectiveness of using digital platforms to provide healthcare services to remote and underserved areas in India. The study conducted as part of the project showed encouraging results, with evidence of improved healthcare access in some of the most isolated villages. This project demonstrated the potential of digital technology in overcoming geographical barriers, and it serves as a promising step towards expanding healthcare access to communities that were previously neglected.

One of the most significant achievements this year was Rehmat Nagar in Moradabad becoming a child-labor free area.

This milestone reflects ASK's consistent efforts to combat child labor and create a safer, healthier environment for children. By working closely with local communities, ASK has played a vital role in ensuring that children in this region are no longer forced to work in factories and instead are given the chance to pursue their education and a better future. This transformation is an example of the social change that ASK is helping to drive in areas where child labor has been a deeply entrenched issue.

Another important focus of the year was bridging the knowledge gap regarding government schemes and entitlements that are critical for socio-economic upliftment.

ASK's Vikas Mitras, who are community-led development professionals, have been instrumental in this effort. These Mitras have worked tirelessly to connect individuals in marginalized communities with government programs designed to support them.

By going door-to-door, the Vikas Mitras have ensured that people who lack awareness about these services are informed and can access the benefits they are entitled to.

This initiative has been key in enhancing the reach and effectiveness of government welfare programs. ASK continues to prioritize the empowerment of disadvantaged groups, particularly women and children. The organization is dedicated to breaking the cycles of poverty and inequality that have historically limited opportunities for these groups. Through education, healthcare, and economic opportunities, ASK is equipping individuals with the resources and skills necessary to build better lives for themselves and their families.

In conclusion, ASK stands as a catalyst for positive transformation, envisioning and working towards a future where every individual—regardless of their background, circumstances, or challenges—has an equal opportunity to flourish. The organization's unwavering commitment to building an inclusive and equitable society continues to inspire change, bridging divides and unlocking the potential of those who have long been overlooked.

ASK's vision for a inclusive world is not just a dream—it is a movement that is reshaping lives and redefining possibilities, one initiative at a time.



Child Rights & Protection

Transforming the Future of Children Through Education and Child Protection

ASK has been working with children of artisan of handicraft industries in Moradabad, Sambhal and Barabanki, U.P. We weaned away children from work place children in brassware manufacturing, , making jewelry out of animal bones and ensure the access to quality education and basic rights.

We have successfully weaned over 5,000 children out of child labor, ensuring their rights to safety, education, and health. This pilot initiative in Moradabad's Rehmat Nagar has set a benchmark for protecting children's rights and empowering communities.

What began as a small satellite centre in 1997 to provide an alternative to child labor in Moradabad has grown into a full-fledged child protection and education program.

Initially aimed at offering out-of-school children a safe space to learn.



450


Children continued
Early Childhood and
Education




6

Rallies on Health
and Hygiene led
by children from
Moradabad

The picture of Moradabad has changed



Back then, we found hundreds of children working in the domestic brass manufacturing units.



Today, those same children hold books and pencils, casting their dreams into reality.

Stories that Matter!



Hanif
34-year-old
Rehmat Nagar, Moradabad

Hanif, 34, was one of the first children enrolled in our child rights and protection program and attended ASK Sankalp School in Moradabad's Rehmat Nagar.

After being out of school, our team convinced his family to send him to school, and he completed his education at Sankalp.

Today, Hanif runs his own brass manufacturing unit in Rehmat Nagar, supporting his wife and two daughters. His eldest daughter is in Grade 4 at Sankalp, and Hanif plans to support her dream of becoming a teacher. Hanif, who grew up in an environment where children worked in factories, is proud of the shift away from child labor in his community.

Starting his unit in 2013, Hanif earned INR 200-300 per day, but now makes INR 12,000-13,000 monthly, with workers earning INR 600-650 per day. Despite the impact of COVID, he remains committed to providing a better future for his children, especially his eldest daughter.

Events and Celebrations

Young Voices for Change: Children's Vote Awareness Rallies



This year, children in Moradabad took to the streets to raise awareness about the significance of voting and the right to vote. Empowered through our Children's Parliament, these children understand the importance of voting and selecting their candidates.

This initiative stems from our child rights and protection program, which has empowered these children with skills through the Children's Parliament. These children understand the significance of voting and choosing their candidates.



Our children marked Independence Day this year with immense enthusiasm, spreading awareness about the significance of independence and honoring the sacrifices made by freedom fighters for the nation.

These rallies, a long-standing tradition in the community, not only promote equality but also help develop leadership qualities in children, boosting their confidence and fostering a strong sense of belonging.

As part of our child protection initiative, we ensure that every child learns taekwondo and understands self-defense to protect themselves and be prepared for any unforeseen circumstances. This also ties into our gender equality efforts, empowering young girls by opening their eyes to non-traditional career paths, particularly in a conservative place like Moradabad.

In the past, the community was not very accepting of boys or girls learning taekwondo, but we are changing that perspective and encouraging both genders to embrace this empowering skill.

Access To Health

Our Commitment to providing Affordable and prompt Healthcare Services

Access to quality healthcare services remains a significant challenge for poor populations, primarily due to the high cost of medical care. Out-of-pocket healthcare expenses, which include doctor consultations, medicines, diagnostics, and hospitalizations, are often unaffordable for low-income families.



Many of these families lack access to health insurance or are covered under informal or limited schemes that provide insufficient financial protection. As a result, even minor medical needs can lead to catastrophic expenditures, forcing families into debt and deepening the cycle of poverty.

The problem is compounded by the inadequacy of public healthcare systems, which are often the only affordable option for the poor. These facilities frequently suffer from underfunding, lack of trained personnel, and outdated equipment, leading to substandard care. On the other hand, private healthcare services, while offering better quality, are prohibitively expensive for low-income families. This financial and systemic gap forces many to seek treatment from unqualified or underqualified providers like local quacks and untrained medical professional, putting their health at further risk.

Most of the households do possess any health insurance as a result of the same they end up in paying high treatment cost to private hospital. These families normally spend approx. INR 15,000 to INR 55,000 in a year on their health which impacts their saving and livelihoods.

While addressing this issue, we also recognized the need to provide sustainable alternative solutions to the community, considering the digital divide introduced by technology. To address this, we introduced a tech-based solution in remote villages, which is also beneficial for women. As a pilot initiative, ASK has been working with economically vulnerable rural communities in Uttar Pradesh, Bihar, and Madhya Pradesh under the program Access to Health (Swasth Sankalp – Commitment to Community Health).





1838

beneficiaries enrolled themselves in our program



How we support?

- Quick Online Counseling and Telemedicine
- Awareness and Preventive Care
- Health Inclusion and Resilience
- Quality and Affordable Healthcare Services



567 households used services of telemedicine for illness such as fever, cough and cold due to extreme winter.



Swaleha
52-year-old

I've lived in Moradabad for 30 years with my two daughters, working as a domestic worker. For years, we struggled with health issues and didn't know where to turn.

A year and a half ago, I received my Swasthya Card from ASK and it's been a game-changer. We know receive immediate counselling and telemedicine and I do not have to worry about medical costs anymore.



Not only do we provide counseling to women in the communities, but we also ensure that regular health check-ups are conducted to guarantee that pregnant and lactating women receive timely medical attention.

1034

beneficiaries are female and 804 males have availed our services

By prioritizing their health, we empower these women to lead healthier, more fulfilling lives for themselves and their families.

Our dedicated efforts go beyond just health care; we actively advocate for their well-being, ensuring they have access to the best possible treatment and support throughout their pregnancy and postnatal care.

Access To Entitlements

One major challenge people face in accessing government social and economic security schemes is the lack of awareness and information. Many individuals, particularly in rural and marginalized communities, are unaware of the various government programs available to them.

This lack of knowledge prevents them from taking advantage of services like health insurance, pension schemes, or financial assistance during times of need. Moreover, the information that does exist is often difficult to access or understand, particularly for people with low literacy or in remote areas with limited access to digital resources.



We identified gaps in accessing information about government schemes providing social security, economic benefits, and job guarantees, particularly impacting women, the elderly, children, Dalits, and persons with disabilities.

To address this, we provided counseling, mobilized communities, and engaged Vikas Mitras (50% of whom are women) to bridge these gaps and ensure access to accurate information.



(Empowering communities to access government schemes)

In collaboration with the village development authorities, our **Vikas Mitras** mobilized communities and informed them about various government schemes. 90.29% Women have been our benefitted with the government schemes.

18467
people were
educated about
various
government
schemes

1.50 Crore

Benefits provided amounting to INR 1.50 Cr. (Contributed an average of households income of INR 3750).

2071

Applications submitted by the Vikas Mitras

2682

Beneficiaries have unlocked the benefits of government schemes

How we support?

- Raising awareness through campaigns about government schemes and their benefits.
- Assisting individuals in preparing eligibility documents and submitting applications.
- Collaborating with Panchayati Raj Institutions to enhance local governance and ensure community support.
- Coordinating with government departments to ensure beneficiaries receive the full advantages of available schemes.

Stories that Matter!



Tabibun Nisha
A 34-year-old woman from Kushinagar, Uttar Pradesh.

Where There's a Will, There's a Way

Tabibun Nisha, a 34-year-old woman from Kotawa Karjahi village, Kushinagar, Uttar Pradesh, faces challenges due to her mobility disability. Unable to receive formal education, she remained dependent on her father, Sobarati Ansari, due to their poor economic situation.

In the summer of 2023, Tabibun met our Vikas Mitra, who informed her about the 'Disability Pension Scheme.' However, she lacked a required 'Disability Certificate.' Our Vikas Mitra assisted her with the online application and personally took her to Kushinagar twice for the physical test. She received a certificate confirming 60% disability, her first achievement.

With further support, Tabibun opened a bank account and applied for the scheme. After verification, she received her first pension installment of Rs. 3,000. Instead of using the money for daily needs, she invested it in enrolling in a Tailoring Skilling Centre. With her second installment, she bought a sewing machine and now earns Rs. 50-100 per day from home-based tailoring work.

Tabibun's story highlights the power of support and determination, as she moves toward self-reliance with the help of our Vikas Mitras.

Annual Financial Report



A P R A & LLP
ASSOCIATES
CHARTERED ACCOUNTANTS

Independent Auditor's Report To the members of Association for Stimulating Know How

Opinion

We have audited the financial statements of **Association for Stimulating Know How** ("the society"), which comprise the Balance Sheet at March 31, 2024, the Income and Expenditure Account for the year then ended, and notes to the financial statements, including a summary of material accounting policies.

In our opinion, the accompanying financial statements give a true and fair view of the financial position of the Society as at March 31, 2024, and of its financial performance for the year then ended in accordance with the accounting principles generally accepted in India.

Basis for Opinion

We conducted our audit in accordance with the Standards on Auditing (SAs) issued by the Institute of Chartered Accountants of India. Our responsibilities under those standards are further described in the Auditor's Responsibilities for the Audit of the Financial Statements section of our report. We are independent of the Society in accordance with the ethical requirements that are relevant to our audit of the financial statements in India, and we have fulfilled our other ethical responsibilities in accordance with these requirements. We believe that the audit evidence we have obtained is sufficient and appropriate to provide a basis for our opinion.

Management's Responsibilities for the Financial Statements

Members of the Society is responsible for the preparation and fair presentation of the financial statements in accordance with the accounting principles generally accepted in India, and for such internal control as Members of the Society determines is necessary to enable the preparation of financial statements that are free from material misstatement, whether due to fraud or error.

In preparing the financial statements, Members of the Society is responsible for assessing the Society's ability to continue as a going concern, disclosing, as applicable, matters related to going concern and using the going concern basis of accounting unless Members of the Society either intends to liquidate the Society or to cease operations, or has no realistic alternative but to do so.

Those charged with governance are responsible for overseeing the Society's financial reporting process.

Auditor's Responsibilities for the Audit of the Financial Statements

Our objectives are to obtain reasonable assurance about whether the financial statements as a whole are free from material misstatement, whether due to fraud or error, and to issue an auditor's report that includes our opinion. Reasonable assurance is a high level of assurance, but is not a guarantee that an audit conducted in accordance with SAs will always detect a material misstatement when it

Delhi Office : 379, Aggarwal Millenium Tower - II, Netaji Subhash Place, Pitam Pura, New Delhi-110058
Phone : 011 - 42263358, 47292280 - 81, Mob.: 9810380377
Gurgaon Off. : Plot No. 9, C - Block, Sushant Lok, Phase - I, Sector - 43, Gurugram - 122002 (Haryana)
Phone : 0124 - 4477824 - 25 Mobile : 9810103611, 9871001555
E-mail : atul.gupta@aprafirm.com, anmol.gupta@aprafirm.com, caarun@rediffmail.com
Website : www.servicetax.net, www.aprafirm.com, www.gstgst.in



• DELHI • HARYANA • HIMACHAL PRADESH

exists. Misstatements can arise from fraud or error and are considered material if, individually or in the aggregate, they could reasonably be expected to influence the economic decisions of users taken on the basis of these financial statements.

As part of an audit in accordance with SAs, we exercise professional judgment and maintain professional skepticism throughout the audit. We also:



- Identify and assess the risks of material misstatement of the financial statements, whether due to fraud or error, design and perform audit procedures responsive to those risks, and obtain audit evidence that is sufficient and appropriate to provide a basis for our opinion. The risk of not detecting a material misstatement resulting from fraud is higher than for one resulting from error, as fraud may involve collusion, forgery, intentional omissions, misrepresentations, or the override of internal control.
- Obtain an understanding of internal control relevant to the audit in order to design audit procedures that are appropriate in the circumstances, but not for the purpose of expressing an opinion on the effectiveness of the Society's internal control.
- Evaluate the appropriateness of accounting policies used and the reasonableness of accounting estimates and related disclosures made by Members of the Society.
- Conclude on the appropriateness of Members of the Society's use of the going concern basis of accounting and, based on the audit evidence obtained, whether a material uncertainty exists related to events or conditions that may cast significant doubt on the Society's ability to continue as a going concern. If we conclude that a material uncertainty exists, we are required to draw attention in our auditor's report to the related disclosures in the financial statements or, if such disclosures are inadequate, to modify our opinion. Our conclusions are based on the audit evidence obtained up to the date of our auditor's report. However, future events or conditions may cause the Society to cease to continue as a going concern.

We communicate with those charged with governance regarding, among other matters, the planned scope and timing of the audit and significant audit findings, including any significant deficiencies in internal control that we identify during our audit.

For A P R A & Associates LLP

Chartered Accountants

Firm Registration No.: 011078N/NS00064

CA Arun Kumar Gupta

Partner

Membership No.: 089657

UDIN: 240896578KFC009202

Place: New Delhi

Date: 29-09-2024

ASSOCIATION FOR STIMULATING KNOW HOW**Audited Financial Statements**

Amount INR

STATEMENT OF INCOME AND EXPENDITURE ACCOUNT	Note No.	ASK Non FCRA as on March 31, 2024	ASK FCRA as on March 31, 2024	As on March 31, 2024	As on March 31,2023
INCOME					
Project Grant Receipts		-	9,807,400	9,807,400	54,378,293
CSR Grant Receipts		436,614	-	436,614	-
Interest from Bank & Fixed deposits		587,835	6,131,288	6,719,123	5,270,106
Fess & Contribution Sankalp School		3,994,326	-	3,994,326	2,461,029
Donation		30,000	-	30,000	59,801
Rental Income		745,000	-	745,000	1,181,251
Community Contribution		61,100	-	61,100	-
Other Income		-	8,649,347	8,649,347	27,648,280
Total		5,854,875	24,588,035	30,442,910	90,998,760
EXPENDITURE					
Honorarium, Salaries, Benefits & Other Allowances		-	2,898,486	2,898,486	3,041,963
Staff Welfare		-	120,621	120,621	60,893
Insurance		-	168,125	168,125	178,925
Travel Cost		541,183	1,324,851	1,866,034	1,454,869
Communication Expenses		-	139,418	139,418	160,625
Website Development Charges		-	117,088	117,088	23,208
Repair & Maintenance Expenses		27,329	1,848,054	1,875,383	1,598,485
Office Expenses		5,130	549,236	554,366	565,709
Electricity Expenses		9,796	448,334	458,130	252,455
Miscellaneous Expenses		-	-	-	378,546
Audit Fee		-	399,500	399,500	320,000
Consultancy, Legal & Professional Charges		117,000	3,525,987	3,642,987	1,909,000
Printing and Stationery		-	19,445	19,445	20,838
Bank Charges		601	27,007	27,608	11,145
ESIC Admin Charges		(341)	-	(341)	(1,095)
Double Interest Recorded SBI		61,841	1,968,244	2,030,085	-
PF Admin Charges		7,807	16,257	24,064	62,518
Membership Registration Fee		-	6,399	6,399	168,511
Compliance Charges (GST/TDS/PF)		168	19,000	19,168	55
Property Tax		8,622	61,260	69,882	53,801
Festival Expense		1,250	192,018	193,268	79,988
Recruitment Expense/ Manpower		-	36,790	36,790	4,925
Meeting & Refreshment Expense		16,976	893,731	910,707	323,507
Sankalp School Expenses		835,927	-	835,927	1,500,990
Mutation Expenses		-	23,720	23,720	-
Translation Charges		-	3,022	3,022	-
Income Tax Less Refund		-	-	-	12,296
Annual Lease Rent		-	44,250	44,250	44,250
Software Expense		-	22,874	22,874	6,000
Project Expenses		-	90,290,284	90,290,284	83,895,987
CSR Expenses		572,436	-	572,436	-
Depreciation on Fixed Assets	5	894,575	3,076,409	3,970,984	7,295,520
EXCESS OF EXPENDITURE OVER INCOME		2,754,575	(83,652,376)	(80,897,801)	(12,425,154)
Total		5,854,875	24,588,035	30,442,909	90,998,760
APPROPRIATION					
Transferred to Un-restricted Fund		2,754,575	(83,652,376)	(80,897,801)	(12,425,154)
Transferred to Capital Fund		-	-	-	-
Total		2,754,575	(83,652,376)	(80,897,801)	(12,425,154)

Material Accounting Policies and Notes on Accounts

The accompanying notes referred to above form an integral part of these financial statements.

As per our report of even date
APRA & Associates LLP
 Chartered Accountants
 FRN No. 011078NN500064

(CA Arun Kumar Gupta)
 Partner
 M.No.089657

Place: New Delhi

Date: 29-09-2024

UDIN: 240896578KFC009202

for and on behalf of Board Members

Aqueer Ahmed Khan
 Secretary

Bindiya Rawat
 Treasurer

ASSOCIATION FOR STIMULATING KNOW HOW**Audited Financial Statements**

Amount INR

STATEMENT OF INCOME AND EXPENDITURE ACCOUNT	Note No.	ASK Non FCRA as on March 31, 2024	ASK FCRA as on March 31, 2024	As on March 31, 2024	As on March 31, 2023
INCOME					
Project Grant Receipts		-	9,807,400	9,807,400	54,378,293
CSR Grant Receipts		436,614	-	436,614	-
Interest from Bank & Fixed deposits		587,835	6,131,288	6,719,123	5,270,106
Fess & Contribution Sankalp School		3,994,326	-	3,994,326	2,461,029
Donation		30,000	-	30,000	59,801
Rental Income		745,000	-	745,000	1,181,251
Community Contribution		61,100	-	61,100	-
Other Income		-	8,649,347	8,649,347	27,648,280
Total		5,854,875	24,588,035	30,442,910	90,998,760
EXPENDITURE					
Honorarium, Salaries, Benefits & Other Allowances		-	2,898,486	2,898,486	3,041,963
Staff Welfare		-	120,621	120,621	60,893
Insurance		-	168,125	168,125	178,925
Travel Cost		541,183	1,324,851	1,866,034	1,454,869
Communication Expenses		-	139,418	139,418	160,625
Website Development Charges		-	117,088	117,088	23,208
Repair & Maintenance Expenses		27,329	1,848,054	1,875,383	1,598,485
Office Expenses		5,130	549,236	554,366	565,709
Electricity Expenses		9,796	448,334	458,130	252,455
Miscellaneous Expenses		-	-	-	378,546
Audit Fee		-	399,500	399,500	320,000
Consultancy, Legal & Professional Charges		117,000	3,525,987	3,642,987	1,909,000
Printing and Stationery		-	19,445	19,445	20,838
Bank Charges		601	27,007	27,608	11,145
ESIC Admin Charges		(341)	-	(341)	(1,095)
Double Interest Recorded SBI		61,841	1,968,244	2,030,085	-
PF Admin Charges		7,807	16,257	24,064	62,518
Membership Registration Fee		-	6,399	6,399	168,511
Compliance Charges (GST/TDS/PF)		168	19,000	19,168	55
Property Tax		8,622	61,260	69,882	53,801
Festival Expense		1,250	192,018	193,268	79,988
Recruitment Expense/ Manpower		-	36,790	36,790	4,925
Meeting & Refreshment Expense		16,976	893,731	910,707	323,507
Sankalp School Expenses		835,927	-	835,927	1,500,990
Mutation Expenses		-	23,720	23,720	-
Translation Charges		-	3,022	3,022	-
Income Tax Less Refund		-	-	-	12,296
Annual Lease Rent		-	44,250	44,250	44,250
Software Expense		-	22,874	22,874	6,000
Project Expenses		-	90,290,284	90,290,284	83,895,987
CSR Expenses		572,436	-	572,436	-
Depreciation on Fixed Assets	5	894,575	3,076,409	3,970,984	7,295,520
EXCESS OF EXPENDITURE OVER INCOME		2,754,575	(83,652,376)	(80,897,801)	(12,425,154)
Total		5,854,875	24,588,035	30,442,909	90,998,760
APPROPRIATION					
Transferred to Un-restricted Fund		2,754,575	(83,652,376)	(80,897,801)	(12,425,154)
Transferred to Capital Fund		-	-	-	-
Total		2,754,575	(83,652,376)	(80,897,801)	(12,425,154)

Material Accounting Policies and Notes on Accounts

The accompanying notes referred to above form an integral part of these financial statements.

As per our report of even date
A P R A & Associates LLP
 Chartered Accountants
 FRN No. 011078/N/500064

(CA Arun Kumar Gupta)
 Partner
 M.No.089657

Place: New Delhi

Date: 29-09-2024

UDIN: 24089657BKFC009202

for and on behalf of Board Members

Aqueel Ahmed Khan
 Secretary

Bindiya Rawat
 Treasurer

ASSOCIATION FOR STIMULATING KNOW HOW**Audited Financial Statements**

Amount INR

RECEIPT AND PAYMENT ACCOUNT	ASK Non FCRA as on March 31,2024	ASK FCRA as on March 31,2024	As on March 31, 2024	As on March 31, 2023
Opening Balance	7,774,959	94,767,399	102,542,358	96,472,400
Investments	13,956,277	46,354,268	60,310,545	78,708,840
Current Asset, Loans & Advances	153,363	302,427	455,790	1,315,550
Less : Current Liabilities and Provisions	21,577,873	46,051,841	67,629,714	81,952,752
				596,639
Add: Transfer to Unutilized Grant				174,462,329
Total	21,577,873	140,819,240	162,397,113	
Receipts				
Grant Receipts	-	9,807,400	9,807,400	54,378,293
CSR Receipts	436,614	-	436,614	-
Other Receipts	-	8,649,347	8,649,347	27,648,280
Donation	30,000	-	30,000	59,801
Fees & Contribution Sankalp School	3,994,326	-	3,994,326	2,461,029
Rental Income	745,000	-	745,000	1,181,251
Income on Interest from Bank & Fixed Deposits	587,835	6,131,288	6,719,123	5,270,106
Total	5,854,875	24,588,035	30,442,910	90,998,760
Sale of Fixed Assets				
	-	29,950,653	29,950,653	1,936,600
TOTAL	27,432,748	195,357,928	222,790,676	267,397,690
Payments:				
Project Expenses	-	90,290,284	90,290,284	83,895,987
CSR Expenses	572,436	-	572,436	-
Employees Remuneration & Other Benefits	-	2,898,486	2,898,486	3,062,194
Administrative & Other Expenses	797,362	11,975,231	12,772,593	7,669,223
Sankalp School Expense	835,927	-	835,927	1,500,990
Total	2,205,725	105,164,001	107,369,726	96,128,394
Non Recurring				
Purchase of Fixed Assets	94,500	233,648	328,148	1,312,059
	-	596,639	596,639	1,152,213
Unutilized Grant	-	-	-	6,407,912
Revolving Fund	-	-	-	-
Closing Balances				
Investments	10,242,106	24,206,999	34,449,105	102,542,358
Current Assets, Loans & Advances	15,009,888	66,111,923	81,121,811	60,310,545
Less : Current Liabilities and Provisions	119,471	955,282	1,074,753	455,790
Total	14,890,417	65,156,641	80,047,058	59,854,755
TOTAL	27,432,748	195,357,928	222,790,676	260,989,778

Significant Accounting Policies and Notes on Accounts

The accompanying notes referred to above form an integral part of these financial statements.

Auditor's Report

As per our report of even date

A P R A & Associates LLP

Chartered Accountants

FRN No. 011078/N/S00064

for and on behalf of Board Members



(CA Arun Kumar Gupta)

Partner

M. No: 089657

Place: New Delhi

Date: 29-09-2024

UDIN: 24089657BKFC009202


Aqueel Ahmed Khan
Secretary


Bindiya Rawat
Treasurer

ASSOCIATION FOR STIMULATING KNOW HOW

Notes to Audited Financial Statements	Amount INR			
	ASK Non FCRA as on March 31, 2024	ASK FCRA as on March 31, 2024	As on March 31, 2024	As on March 31, 2023
NOTE 1: CORPUS FUND				
Opening Balance	4,768,000	-	4,768,000	4,768,000
Addition during the year	-	-	-	-
Closing Balance	4,768,000	-	4,768,000	4,768,000
NOTE 2: CAPITAL FUND				
-Opening Balance	24,516,079	199,502,595	224,018,672	236,443,826
Add: Transfer from Statement of Income & Expenditure Account	2,754,575	(83,652,376)	(80,897,801)	(12,425,154)
Closing Balance	27,270,654	115,850,220	143,120,874	224,018,672
NOTE 3: REVOLVING FUND				
Opening Balance	-	-	-	6,407,912
Addition during the year	-	-	-	(6,407,912)
Closing Balance	-	-	-	-
NOTE 4: UNUTILIZED GRANTS				
Opening Balance		596,639	596,639	1,152,213
Add: Grants Received during the Year		-	-	-
Total A	-	596,639	596,639	55,530,506
Less: Grants Utilized During the Year		596,639		
Total B	-	596,639	596,639	54,933,866
Closing Balance	Total A-B	-	-	596,640
	32,038,654	115,850,220	147,888,874	216,958,158



ASSOCIATION FOR STIMULATING KNOW HOW

Notes to Audited Financial Statement as on March 31, 2024

NOTE 5 FIXED ASSETS :										Amount INR
S. N.	Name of Assets	Rate of Dep	W.D.V as on April 01, 2023	Adjustment	Additions during the year	Additions during the year	Sale / Transfer during the Year	Total	Depreciation during the year	W.D.V as on March 2024
					Less than 180 days	More than 180 days				
TANGIBLE ASSETS										
1	Furniture & Fixtures	10%	1,083,482	-	9,500	-	-	1,092,982	109,298	983,684
2	Office Equipments	15%	1,448,231	-	142,657	175,990	-	1,766,878	265,032	1,501,846
3	Computers & Periphera	40%	81,436	-	-	-	-	81,436	32,574	48,862
4	Vehicles	15%	2,436,781	-	-	-	-	2,436,781	365,517	2,071,264
5	Building	10%	57,917,278	(24,721,200)	-	-	1,210,453	56,706,825	3,198,562	28,787,063
6	Land		4,019,000	24,721,200	-	-	28,740,200	(24,721,200)	-	-
	TOTAL		66,986,209	-	152,158	175,990	29,950,653	37,363,702	3,970,984	33,392,719
	Previous Year		74,730,656						7,295,520	66,986,209



ASSOCIATION FOR STIMULATING KNOW HOW

Notes to Audited Financial Statements	Amount INR			
	ASK Non FCRA as on March 31, 2024	ASK FCRA as on March 31, 2024	As on March 31, 2024	As on March 31, 2023
NOTE 6 : INVESTMENTS				
Federal Bank Sankalp Fixed Deposit	5,073,791	-	5,073,791	4,774,959
State Bank of India Fixed Deposit	5,168,315	-	5,168,315	51,456,478
Federal Bank Fixed Deposit	-	24,206,999	24,206,999	46,310,921
Total	10,242,106	24,206,999	34,449,105	102,542,358
NOTE 7: CURRENT ASSETS, LOANS & ADVANCES				
Cash and Bank Balances				
Cash in Hand	142	30,219	30,361	26,933
In Bank Balance	2,530,687	565,043	3,095,730	10,500,022
	2,530,829	595,262	3,126,091	10,526,955
Unutilized Grant	-	-	-	596,639
Recoverable from Income Tax Authorities	1,560,785	-	1,560,785	582,372
Recoverable from Provident Fund Authorities	165,884	-	165,884	165,884
Recoverable from vendors / suppliers	6,024,185	-	6,024,185	5,969,905
Accrued Interest on Fixed Deposits/SB	-	-	-	2,030,085
Advance for Property (Aqueel Khan)	2,681,651	32,571,475	35,253,126	35,252,126
Anjum Ara	-	29,304,000	29,304,000	-
Branch Division	(947,124)	947,124	-	-
Security Deposits	7,000	-	7,000	7,000
Loan & Advances	2,986,678	2,427,100	5,413,778	5,098,740
Prepaid Expense	-	266,962	266,962	80,839
Total	15,009,888	66,111,923	81,121,811	60,310,545
NOTE 8: CURRENT LIABILITIES AND PROVISIONS				
Payables to staff and others	-	12,490	12,490	29,096
Payables to vendors	-	-	-	46,530
Statutory payables	119,471	592,792	712,263	105,164
Provision during the year	-	350,000	350,000	275,000
Total	119,471	955,282	1,074,753	455,790



ASSOCIATION FOR STIMULATING KNOW HOW

Grouping to Audited Financial Statement	Amount INR		
	ASK Non FCRA	ASK FCRA	As on March 31, 2024
	ASK Non FCRA as on 31st March	ASK FCRA as on 31st March	Total as on March 31, 2024
Current Liabilities:			
Statutory Payable:			
GST	119,471	-	119,471
ESIC	-	7,283	7,283
PF	-	47,978	47,978
Tax Deducted at Sources	-	537,531	537,531
Sub Total	119,471	592,792	712,263
	ASK Non FCRA as on 31st Dec	ASK FCRA as on 31st Dec	Total as on March 31, 2024
Provisions:			
Audit Fee Payable (Apra & Associates)	-	350,000	350,000
Sub Total	-	350,000	350,000
	ASK Non FCRA as on 31st March	ASK FCRA as on 31st March	Total as on March 31, 2024
Payable/ Reimbursement to Staff:			
Nasir Ansari	-	1,000	1,000
Noorzahan	-	4,320	4,320
Santosh Kumar Singh	-	900	900
Shah Faizal Ansari	-	6,270	6,270
Sub Total	-	12,490	12,490
Total Current Liabilities	119,471	955,282	1,074,753
	ASK Non FCRA as on 31st March	ASK FCRA as on 31st March	Total as on March 31, 2024
Deposits (Assets):			
Telephone Security	7,000	-	7,000
Total	7,000	-	7,000
	ASK Non FCRA as on 31st March	ASK FCRA as on 31st March	Total as on March 31, 2024
Fixed Deposits:			
Federal Bank Sankalp FD's	5,073,791	-	5,073,791
State Bank of India FD's	5,168,315	-	5,168,315
Federal Bank FD's	-	24,206,999	24,206,999
Total	10,242,106	24,206,999	34,449,105
	ASK Non FCRA as on 31st March	ASK FCRA as on 31st March	Total as on March 31, 2024
Loan & Advances:			
Advance to Bindiya Rawat	-	2,000,000	2,000,000
Advance to Asha Rai (Kitchen staff)	-	5,000	5,000
Advance to Jyotsna (Kitchen staff)	-	1,068	1,068
Advance to Saumyo Dwivedi	-	600	600
Advance to Ravi Yadav	-	1,445	1,445
Advance to Aqueel Ahmed Khan	-	410,987	410,987
Advance to Prakash Kumar Layak	601,000	-	601,000
Bhubaneswar Rana Carpenter	-	3,500	3,500
American Pest Management	-	4,500	4,500
Staff Loans:			
Home & Education Loan	2,385,678	-	2,385,678
Total	2,986,678	2,427,100	5,413,778



ASSOCIATION FOR STIMULATING KNOW HOW

		Amount INR	
Grouping to Audited Financial Statement	ASK Non FCRA	ASK FCRA	As on March 31, 2024
Advance for Property (Aqueel Khan)	2,681,651	32,571,475	35,253,126
Anjum Ara		29,304,000	29,304,000
Branch & Division:	ASK Non FCRA as on 31st Dec	ASK FCRA as on 31st Dec	Total as on March 31, 2024
ASK FCRA/ GEN	(947,124)	947,124	-
Sundry Receivables:	ASK Non FCRA as on 31st March	ASK FCRA as on 31st March	Total as on March 31, 2024
PF Receivable from PF Department	165,884	-	165,884
Uttar Kshetriya Samaj Vikas Kendra	70,566	-	70,566
AT Grassroot Society Gen	5,953,619	-	5,953,619
Total	6,024,185	-	6,024,185
Prepaid Expense	-	266,962	266,962
Prepaid Expense FY 23-24	-	266,962	266,962
TDS/TCS Recoverable from Income Tax Department:	ASK Non FCRA as on 31st March	ASK FCRA as on 31st March	Total as on March 31, 2024
TDS Receivable 22-23	582,372	-	582,372
TDS Receivable 23-24	889,912	-	889,912
TCS Receivable 23-24	88,501	-	88,501
Total	1,560,785	-	1,560,785
Cash in Hand:	ASK Non FCRA as on 31st March	ASK FCRA as on 31st March	Total as on March 31, 2024
Cash in Gurgaon Office	142	3,944	4,086
Cash in Foreign Currency	-	26,275	26,275
Total	142	30,219	30,361
Balances in Bank Accounts:	ASK Non FCRA as on 31st March	ASK FCRA as on 31st March	Total as on March 31, 2024
Head Office			
State Bank of India A/c No -30045236317	310,406	-	310,406
SANKALP FEDERAL A/c No-16250100062028	1,526,586	-	1,526,586
SANKALP UCO BANK A/c No-02040110088548	693,694	-	693,694
Federal Bank A/c No 15280200002864	-	74,725	74,725
HDFC Bank A/c no 50200030202196	-	37,876	37,876
SBI Sansad Marg FCRA A/c No 39874168154	-	239,965	239,965
SBI-FCRA main utilization A/c no 36062567539	-	212,478	212,478
Total	2,530,687	565,043	3,095,729



ASSOCIATION FOR STIMULATING KNOW HOW

Amount INR

Grouping to Audited Financial Statement	ASK Non FCRA	ASK FCRA	As on March 31, 2024
	ASK Non FCRA as on 31st March	ASK FCRA as on 31st March	Total as on March 31, 2024
INCOME:			
Income on Bank Balances & Fixed Deposits			
Interest on Fixed Deposit	529,285	6,102,453	6,631,738
Saving Bank Interest	58,550	28,835	87,385
Total	587,835	6,131,288	6,719,123
Direct Income			
Fess & Contribution Sankalp School	3994326	-	3,994,326
Donation	30000	-	30,000
Rental Income	745000	-	745,000
Community Contribution	61,100	-	61,100
Total	4,830,426	-	4,830,426
Other Income			
Income from Sale of Assets	-	8,649,347	8,649,347
Total	-	8,649,347	8,649,347
Grant received for the Project Objects			
CSR Grant from Mitrata Financial Financial Inclusive Pvt Ltd for access to social protection schemes of socio economic excluded communities	436,614	-	436,614
Grant from Opportunity International Australia (Social Scheme Linkage Program)	-	9,807,400	9,807,400
Total	436,614	9,807,400	10,244,014
Total of Income	5,854,875	24,588,035	30,442,910
EXPENDITURES:			
	ASK Non FCRA as on 31st March	ASK FCRA as on 31st March	Total as on March 31, 2024
Electricity Expenses	9,796	448,334	458,130
Printing & Stationery	-	19,445	19,445
Office Expense			
Garden Expenses	-	12,054	12,054
Kitchen Expenses	5,130	386,842	391,972
Office Supplies	-	150,340	150,340
	5,130	549,236	554,366
Property Tax	8,622	61,260.00	69,882
Communication Expenses			
Internet & Telephone Expenses	-	138,828	138,828
Advertisement Expense	-	590	590
	-	139,418	139,418



ASSOCIATION FOR STIMULATING KNOW HOW

Grouping to Audited Financial Statement	Amount INR		
	ASK Non FCRA	ASK FCRA	As on March 31, 2024
Repairs and Maintenance Exp			
Office Repair & Maintenance Exp	27,329	1,181,310	1,208,639
Vehicle Maintenance Exp.	-	605,339	605,339
Computer Repairs and Maintenance Exp	-	48,440	48,440
Vehicle & Generator Fuel Exp	-	12,965	12,965
	27,329	1,848,054	1,875,383
Staff Welfare Expenses		120,621	120,621
Travel Cost			
Food & Beverages Travel	-	93,597	93,597
Travel Lodging & Boarding	-	358,334	358,334
Travelling & Conveyance	541,183	872,920	1,414,103
	541,183	1,324,851	1,866,034
Staff Cost			
Salary	-	1,544,864	1,544,864
Employer Contribution PF	-	142,084	142,084
Gratuity	-	1,211,538	1,211,538
Insurance Expense	-	168,125	168,125
	-	3,066,611	3,066,611
Website development charges		117,088	117,088
Legal & Professional Charges	117,000	3,525,987	3,642,987
Audit Fee	-	399,500	399,500
OTHERS:			
PF Admin Charges	7,807	16,257	24,064
ESIC Admin Charges	(341)	-	(341)
Annual Lease Rent	-	44,250	44,250
Recruitment Expense	-	36,790	36,790
Compliance Charges (GST/TDS)	168	19,000	19,168
Translation Charges	-	3,022	3,022
Meeting & Refreshment Expense	16,976	893,731	910,707
Double Interest Recorded SBI	61,841	1,968,244	2,030,085
Bank Charges	601	27,007	27,608
Member & registration fees	-	6,399	6,399
Software Expense	-	22,874	22,874
Mutation Expense	-	23,720	23,720
Festival Expense	1,250	192,018	193,268
	88,302	3,253,312	3,341,614
Total Administrative Expense	797,362	14,873,717	15,671,079



ASSOCIATION FOR STIMULATING KNOW HOW


Amount INR

Grouping to Audited Financial Statement	ASK Non FCRA	ASK FCRA	As on March 31, 2024
Sankalp School Expenses	ASK Non FCRA as on 31st March	ASK FCRA as on 31st March	Total as on March 31, 2024
Electricity Sankalp	84,314	-	84,314
Festival Celebration Sankalp	26,383	-	26,383
Hospitality Sankalp	17,704	-	17,704
Housekeeping Sankalp	13,505	-	13,505
Internet Sankalp	8,800	-	8,800
Local Travel Sankalp	4,187	-	4,187
Postage & Courier Sankalp	141	-	141
Printing & Stationery Sankalp	35,420	-	35,420
Salary of Teachers-Sankalp	269,262	-	269,262
School Repair & Maintaince Sankalp	51,311	-	51,311
Teaching & Learning Materials Sankalp	324,900	-	324,900
Total	835,927	-	835,927
Project Expense:	ASK Non FCRA as on 31st March	ASK FCRA as on 31st March	Total as on March 31, 2024
Opportunity International Australia -Livelihood access to social protection schemes of socio economic excluded communities of Uttar Pradesh & Bihar	-	7,655,021	7,655,021
Mitrata Financial Financial Inclusive Pvt Ltd - access to social protection schemes of socio economic excluded communities of Uttar Pradesh	357,000	-	357,000
Total	357,000	7,655,021	8,012,021
Swasth Sankalp Health Program	ASK Non FCRA as on 31st March	ASK FCRA as on 31st March	Total as on March 31, 2024
	-	11,625,155	11,625,155
Women Livelihood Support Program	ASK Non FCRA as on 31st March	ASK FCRA as on 31st March	Total as on March 31, 2024
	215,436	59,155,112	59,370,548
	215,436	59,155,112	59,370,548
Childrens Education & Health Program In Moradabad Sankalp	ASK Non FCRA as on 31st March	ASK FCRA as on 31st March	Total as on March 31, 2024
	-	9,719,441	9,719,441
Agriculture & Livelihood Program	ASK Non FCRA as on 31st March	ASK FCRA as on 31st March	Total as on March 31, 2024
	-	1,384,279	1,384,279
Building a safe labour migration ecosystem in source communities in Uttar Pradesh and Bihar	ASK Non FCRA as on 31st March	ASK FCRA as on 31st March	Total as on March 31, 2024
	-	751,276	751,276
Total Project Cost	572,436	90,290,284	90,862,720
Total of Expenditure Administrative & Projects	2,205,725	105,164,002	107,369,727






Please write to us at  ask@askindia.org

 +91 124 4060353/354

 Association for Stimulating Know How (ASK)
V-30/3, DLF Phase III, Gurugram Haryana 122002, India

 www.askindia.org

Follow us on:    